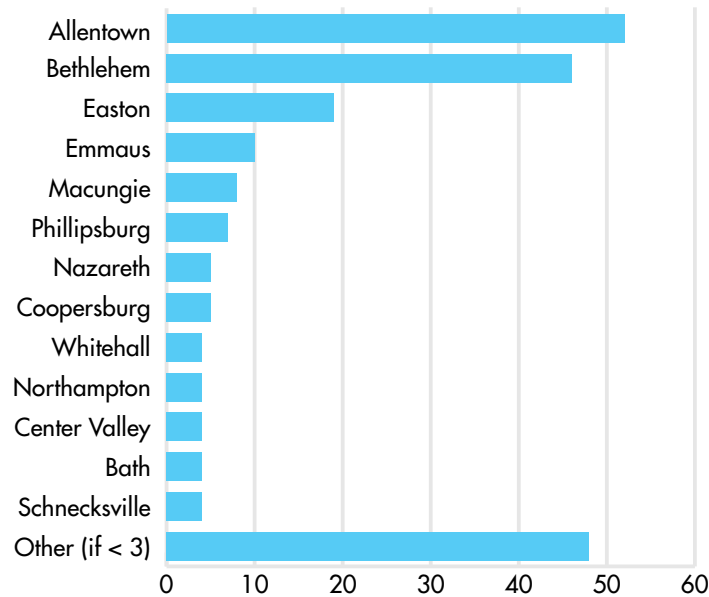


## LV ARTS & CULTURE Relief Fund

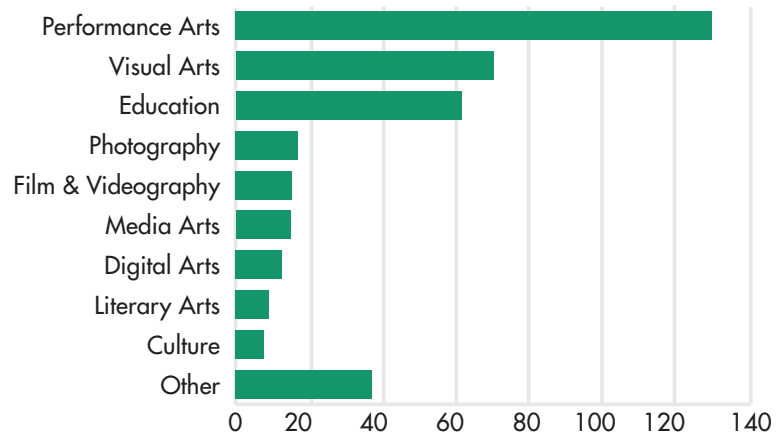
Individual Artist Version



### Artist's Home Location

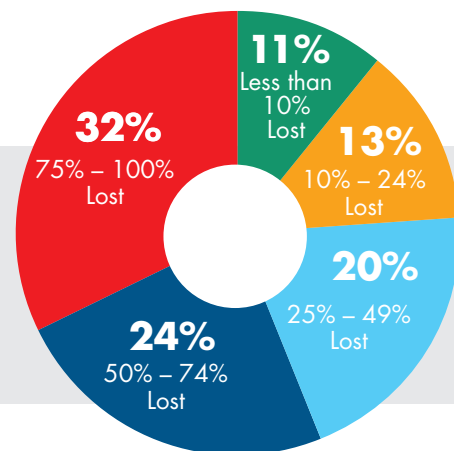


### Primary Artistic Field (may be in more than one)

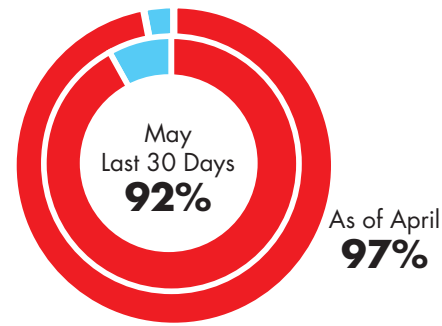


### Anticipated Annual Income Loss

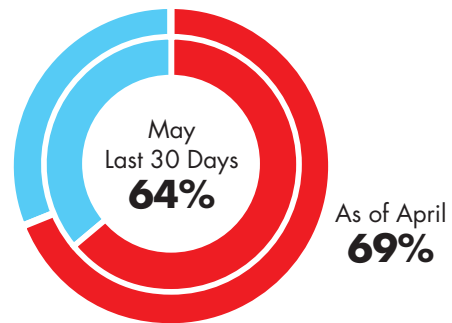
By May, 56% of Lehigh Valley artists report their annual income will be cut by at least half. **Nearly one-third of artists expect to lose more than 75 cents of every dollar they usually earn.**



### Work Cancelled in the Arts

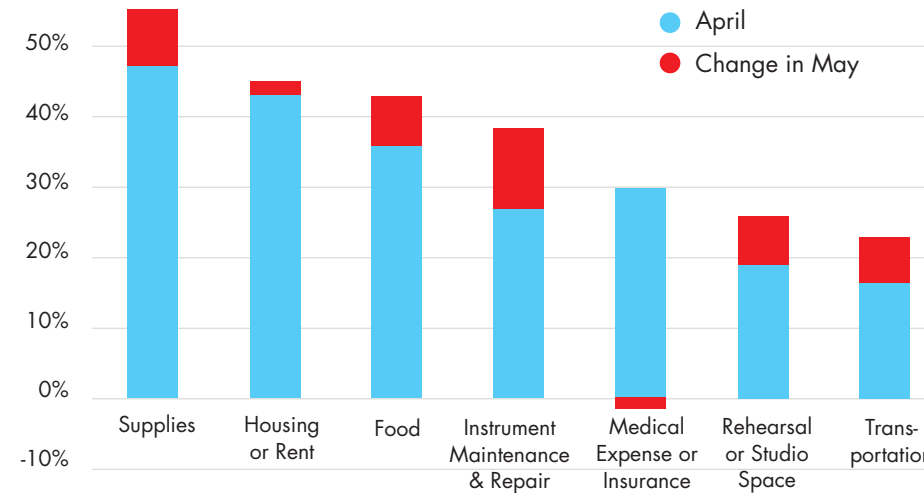


### Non-Arts Income Cancelled



**By April, 97% of artists had work cancelled due to the virus crisis; and by May, 92% report having additional work cancelled the prior 30 days.**

### Needs Insecurities Reported by Lehigh Valley Artists Rose in May

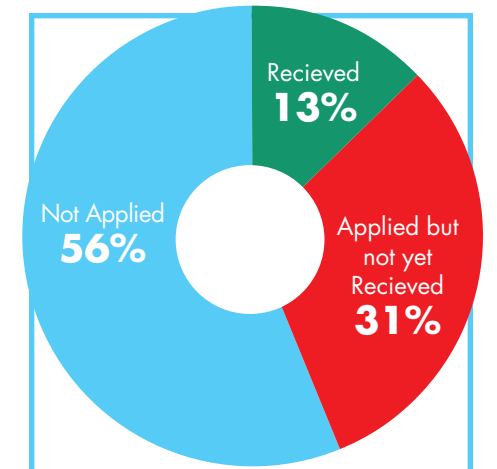


**More than 2 in 5 artists now report trouble paying for housing and food**

**Lehigh Valley Artists report losing \$20K in income each on average. One-third report losing more than 75% of their income. More than 2 in 5 now report food insecurity and housing insecurity.**

Lehigh Valley artists, on average, **anticipate losing more than \$20,000 EACH** in annual income to the COVID19 crisis.

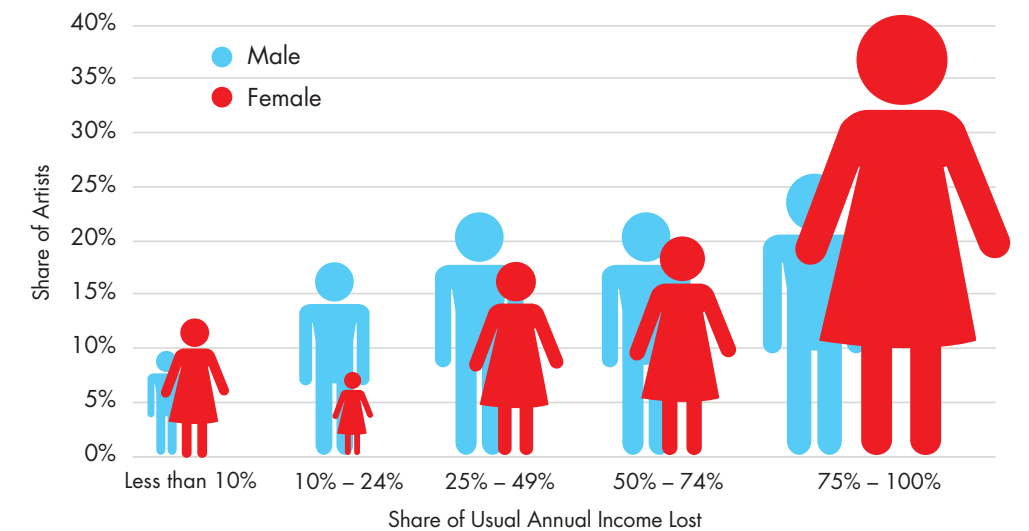
**Estimated total income losses of \$100M - \$150M in arts and creative sector jobs**, roughly 20-25% of the \$540M regional GDP contribution attributed to employment in creative economy.



### Applied for Unemployment as of May 15

Fewer than half of Lehigh Valley artists have applied for unemployment. Twice as many (44%) had applied by May as has applied by April (22%). Roughly only 30% of those those who had applied received assistance.

### Female Artists' Anticipated Annual Income Loss Higher than Males'



**GENDER INCOME BIAS** (Pre-COVID19 incomes)  
Estimated median artists' income in Lehigh Valley:  
**FEMALES \$30K / MALES \$42K**